

# Biomass Producers

## **UE POSTAVSKIY MEBELJNIJ CENTR**

### Supply Base Report



## Version 1.2 June 2016

*For further information on the SBP Framework and to view the full set of documentation see <http://www.sbp-cert.org>*

### *Document history*

*Version 1.0: published 26 March 2015*

*Version 1.1 published 22 February 2016*

*Version 1.2 published 23 June 2016*

© Copyright The Sustainable Biomass Partnership Limited 2016

# Contents

<b>1</b>	<b>Overview</b> .....	<b>1</b>
<b>2</b>	<b>Description of the Supply Base</b> .....	<b>2</b>
2.1	General description .....	2
2.2	Actions taken to promote certification amongst feedstock supplier .....	5
2.3	Final harvest sampling programme .....	6
2.4	Flow diagram of feedstock inputs showing feedstock type [optional] .....	6
2.5	Quantification of the Supply Base .....	6
<b>3</b>	<b>Requirement for a Supply Base Evaluation</b> .....	<b>8</b>
3.1	Scope .....	Ошибка! Закладка не определена.
3.2	Justification.....	8
3.3	Results of Risk Assessment.....	8
3.4	Results of Supplier Verification Programme .....	8
3.5	Conclusion.....	8
<b>4</b>	<b>Supply Base Evaluation Process</b> .....	<b>9</b>
<b>5</b>	<b>Stakeholder Consultation</b> .....	<b>10</b>
5.1	Response to stakeholder comments .....	10
<b>6</b>	<b>Overview of Initial Assessment of Risk</b> .....	<b>10</b>
<b>7</b>	<b>Supplier Verification Programme</b> .....	<b>12</b>
7.1	Description of the Supplier Verification Programme .....	12
7.2	Site visits .....	12
7.3	Conclusions from the Supplier Verification Programme.....	12
<b>8</b>	<b>Mitigation Measures</b> .....	<b>12</b>
8.1	Mitigation measures .....	13
8.2	Monitoring and outcomes .....	13
<b>9</b>	<b>Detailed Findings for Indicators</b> .....	<b>13</b>
<b>10</b>	<b>Review of Report</b> .....	<b>15</b>
10.1	Peer review.....	15
10.2	Public or additional reviews .....	15
<b>11</b>	<b>Approval of Report</b> .....	<b>16</b>
<b>12</b>	<b>Updates</b> .....	<b>17</b>

12.1	Significant changes in the Supply Base .....	17
12.2	Effectiveness of previous mitigation measures .....	17
12.3	New risk ratings and mitigation measures.....	17
12.4	Actual figures for feedstock over the previous 12 months .....	17
12.5	Projected figures for feedstock over the next 12 months .....	17

# 1 Overview

**Producer name:** POSTAVSKIJ MEBELNIJ CENTR, production site POSTAVY  
**Producer location:** Ozernaya, 28, Postavy, 211871, Belarus  
**Geographic position:** 55°7'9"N, 26°48'18"E  
**Primary contact:** Artemy Grebennikov (*Technic-technologist*), Ozernaya, 28, Postavy, 211871, Belarus, telephone: +375 29 895 27 03, email: grebearty@gmail.com  
**Company website:** www.pmc.by  
**Date report finalised:** 01.11.2018  
**Close of last CB audit:** 29.11.2018  
**Name of CB:** NEPCon UAB  
**Translation into Russian:** Yes  
**SBP Standard(s) used:** Standard 2 version 1.0; Standard 4, version 1.0; Standard 5 version 1.0  
**Weblink to Standard(s) used:** <https://sbp-cert.org/documents/standards-documents/standards>  
**SBP Endorsed Regional Risk Assessment:** not applicable  
**Weblink to SBE on Company website:** not applicable

Indicate how the current evaluation fits within the cycle of Supply Base Evaluations				
Main (Initial) Evaluation	First Surveillance	Second Surveillance	Third Surveillance	Fourth Surveillance
<b>X</b>	<input type="checkbox"/>	<input type="checkbox"/>	<input type="checkbox"/>	<input type="checkbox"/>

## 2 Description of the Supply Base

### 2.1 General description

POSTAVSKIJ MEBELIJ CENTR's feedstock originating from Belarus and consist of

*SBP product group*

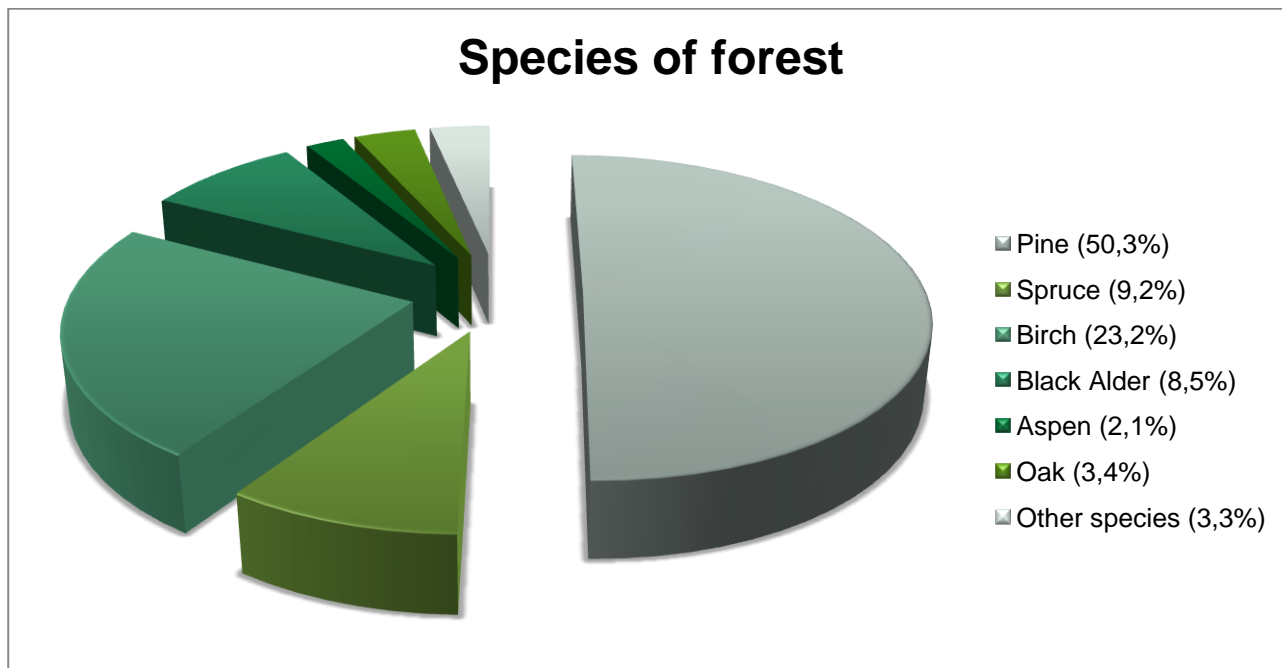
<i>SBP product group</i>	<i>Primary feedstock (app 2 supplier)</i>	<i>Secondary feedstock (5 suppliers)</i>	<i>Pre-consumer tertiary feedstock</i>	<i>Post-consumer tertiary feedstock</i>	<i>Number of suppliers</i>	<i>Tree species composition</i>
<i>SBP-compliant feedstock in the total supply (for pellet production): FSC100%</i>	34%	66%	-	-	4	Picea abies Pinus sylvestris Betula pendula Quercus robur Fraxinus excelsior Alnus glutinosa
<i>SBP-compliant feedstock in the total supply (for pellet production): FSC-controlled</i>	-	-	-	-	-	-
<i>% of non-SBP feedstock in the total supply</i>	-	-	-	-	-	-
<i>Total supply in October 2018</i>	100%					

### Belorussia Forest resources

Indicator name	Unit of measurement	Indicator as of			
		1994 year	2001 year	2010 year	2017 year
1. Total area of the forest fund lands	thousand .Ha	8676,1	9247,5	9416,6	9565,8
1.1. Forest lands	thousand .Ha	7775,9	8275,7	8598,2	8709,6
	%	89,6	89,4	91,3	91
1.2. Forest covered land - total	thousand .Ha	7371,7	7850,6	8002,4	8259,4
	%	85	85,0	85,0	86,3
ripe and overripe	thousand .Ha	350,1	623	804,4	1121,6
	%	4,7	7,9	10,1	13,6
2. Woodiness	%	35,5	37,8	38,5	39,8
3. Total stock of plantations - total	million. m3	1093,2	1339,9	1566,1	1772,5
4. Total Average Change in Stock	million. m3	24,9	28,2	30,2	32,6
5. Average stock of plantations	m3/Ha	148	171	196	215
5.1. Ripe and overripe	m3/Ha	213	220	244	264
6. Average age	years	44	48	52	55

Source: <http://www.mlh.by>

**Distribution of forests by the dominant species:**



Source: <http://www.mlh.by>

**Timber production by types of cuts, by volume produced:**

The main type of forest harvesting is thinning. Also there is used less popular type final cuts and other types of cuts.

Source: <http://www.mlh.by>

**The field of forestry**

Management of the state-owned forests is performed by different types of state organizations.

**Biological diversity**

Belarus has been a signatory of the CITES Convention since 1995. CITES requirements are respected in forest management, although there are no species included in the CITES lists in Belarus.

Forest regeneration is carried out annually over an area of 32,000 ha, including 81% of the forest planting and seeding and 19% by natural regeneration.



Source: <http://belstat.gov.by>

There are 2 strictly protected Nation reserves and 4 National parks present in Belarus at the moment. Area of National reserves accounts 2,98 milj ha and area of National parks is 3,98 milj ha.

### **Forest and community**

In 2014 in all kinds of felling there were harvested 12,5 million m<sup>3</sup> marketable timber.

Foreign trade surplus made USD 104 million. 1.9 million cubic meter round timber and 191.8 thousand cubic meter sawn timber were sold abroad.

Forest products and services were exported to 25 states, including 95,3% to the near abroad and 4,7% to the remote countries. Among the main forest export directions are Poland (47,9% of the total export volume in value terms), Germany (11,4%), Lithuania (10%), Latvia (8,62%), the Netherlands (3,3%), Belgium (3,46%), Sweden (3,25%).

### **Certification**

All forest area is certified by PEFC certification scheme. 7,9mil. Ha of total area of the forest fund (93 forestry) are certified according to PEFC.

FSC 7,1 mil. ha of total area of the forest fund (90 forestry) are certified according to FSC FM standards.

Both the FSC and PEFC systems have found their way into Belarus.

## **2.2 Actions taken to promote certification amongst feedstock supplier**

Our company have SBP certificate. But we have expanded, and now we have two pellet factories.

According to first factory: during first reporting period, the share of certified feedstock was approx. 14% and this figure was increased during second reporting period up to 84,33%. At the last 2017 year we had increased level of certified feedstock until 89.81%. In 2018 we have refused from non-certified feedstock fully.

The company's policy is to give a preference to certified suppliers and fully refuse to non-certified suppliers. Supply base is almost always certified among the whole Republic of Belarus. Feedstock (sawdust) consists of sawmill residues from main production of suppliers. Therefore, uncertified

and new suppliers are invited to certify their chain of custody and get benefit from utilising their residues.

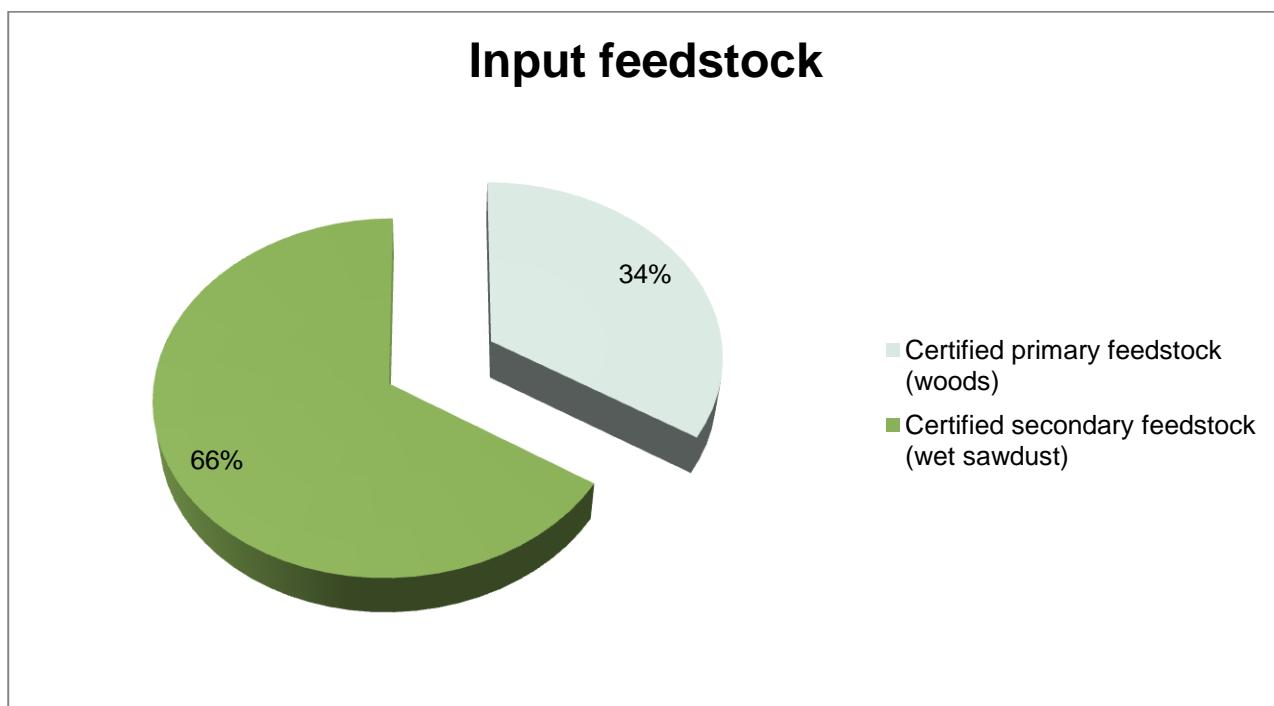
### 2.3 Final harvest sampling programme

Primary feedstock, using for producing of wood pellets at our factory, delivered from certified suppliers (i.e. forestry and national parks).

In the process of harvesting and subsequent processing at the sawmills waste is separated. In our case it is firewood (i.e., slab, a curve of rotted roundwood).

The calculation of the percentage of incoming raw materials is based on data obtained from the accounting department.

### 2.4 Flow diagram of feedstock inputs showing feedstock type



### 2.5 Quantification of the Supply Base

#### Supply Base

- a. Total Supply Base area (ha) 9,5 mil. ha: Cumulative area of all forest types within SB
- b. Tenure by type (ha): 9,5 mil. ha Governmental
- c. Forest by type (temperate): 9,5 mil. ha Temperate

- d. Forest by management type (ha): 9,5 mil. ha Managed Natural
- e. Certified forest by scheme (ha): 7,1 mil. ha FSC and 7,9 mil. ha PEFC certified forest of total area of the forest fund

## Feedstock

- f. Total volume of Feedstock: 3351.8 tonnes
- g. Volume of primary feedstock: 1154.4 tonnes
- h. List percentage of primary feedstock (g), by the following categories. Subdivide by SBP-approved Forest Management Schemes:
- Certified to an SBP-approved Forest Management Scheme – 100%
  - Not certified to an SBP-approved Forest Management Scheme – Not applicable
- List all species in primary feedstock: Picea abies, Pinus sylvestris, Betula pendula, Quercus robur, Fraxinus excelsior, Alnus glutinosa.
- i. Volume of primary feedstock from primary forest – 0 tonnes
- j. List percentage of primary feedstock from primary forest (j), by the following categories. Subdivide by SBP-approved Forest Management Schemes:
- Primary feedstock from primary forest certified to an SBP-approved Forest Management Scheme: 0%
  - Primary feedstock from primary forest not certified to an SBP-approved Forest Management Scheme: Not applicable
- k. Volume of secondary feedstock: 2197.4 tonnes. Delivered sawdust – 1680.3 tonnes; Sawmills (wet sawdust) residues – 517.1 tonnes.
- l. Volume of tertiary feedstock: 0 tonnes

### 3 Requirement for a Supply Base Evaluation

SBE completed	SBE not completed
<input type="checkbox"/>	<b>x</b>

SBE was not conducted because all feedstock used in production is FSC certified, all feedstock used for heating is a part of laver feedstock (derived from the certified sources).

#### 3.1 Justification

*Not applicable*

#### 3.2 Results of Risk Assessment

*Not applicable*

#### 3.3 Results of Supplier Verification Programme

*Not applicable*

#### 3.4 Conclusion

*Not applicable*

## 4 Supply Base Evaluation Process

*Not applicable*

## 5 Stakeholder Consultation

*Not applicable*

### 5.1 Response to stakeholder comments

*Not applicable*

## 6 Overview of Initial Assessment of Risk

*Not applicable*

Table 1. Overview of results from the risk assessment of all Indicators (prior to SVP)

Indicator	Initial Risk Rating		
	Specified	Low	Unspecified
1.1.1			
1.1.2			
1.1.3			
1.2.1			
1.3.1			
1.4.1			
1.5.1			
1.6.1			
2.1.1			
2.1.2			
2.1.3			
2.2.1			
2.2.2			
2.2.3			
2.2.4			
2.2.5			
2.2.6			
2.2.7			
2.2.8			
2.2.9			

Indicator	Initial Risk Rating		
	Specified	Low	Unspecified
2.3.1			
2.3.2			
2.3.3			
2.4.1			
2.4.2			
2.4.3			
2.5.1			
2.5.2			
2.6.1			
2.7.1			
2.7.2			
2.7.3			
2.7.4			
2.7.5			
2.8.1			
2.9.1			
2.9.2			
2.10.1			

## 7 Supplier Verification Programme

### 7.1 Description of the Supplier Verification Programme

*Not applicable*

### 7.2 Site visits

*Not applicable*

### 7.3 Conclusions from the Supplier Verification Programme

*Not applicable*



## 8 Mitigation Measures

### 8.1 Mitigation measures

*Not applicable*

### 8.2 Monitoring and outcomes

*Not applicable*

## 9 Detailed Findings for Indicators

*Not applicable*

## 10 Review of Report




### 10.1 Peer review

*There wasn't any review.*

### 10.2 Public or additional reviews

*Not applicable.*

# 11 Approval of Report

Approval of Supply Base Report by senior management			
Report Prepared by:	<p><b>Artemy Grebennikov</b></p> 	<p><b>Technik-technologist</b></p>	<p><b>01.11.2018</b></p>
	Name		
<p>The undersigned persons confirm that I/we are members of the organisation’s senior management and do hereby affirm that the contents of this evaluation report were duly acknowledged by senior management as being accurate prior to approval and finalisation of the report.</p>			
Report approved by:	<p><b>Anatoly Babichev</b></p>  	<p><b>Executive director</b></p>	<p><b>01.11.2018</b></p>
	Name		

## 12 Updates

### 12.1 Significant changes in the Supply Base

*Not applicable.*

### 12.2 Effectiveness of previous mitigation measures

*Not applicable*

### 12.3 New risk ratings and mitigation measures

*Not applicable*

### 12.4 Actual figures for feedstock over the previous 12 months

3351.8 tonnes in October 2018 year

### 12.5 Projected figures for feedstock over the next 12 months

10000 tonnes in year 2019